



## Summary Feedback

(Combined feedback broadcasted at multiple times this week)

### **PRE-RECORDED: Basildon FRCR 2B 'A to Zee' Course 2020**

## **Session 8/38**

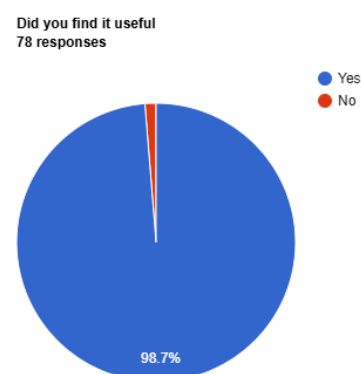
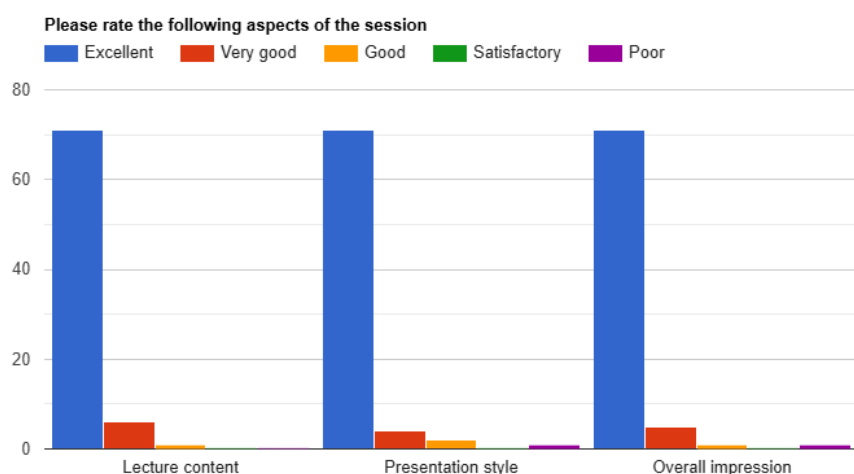
### **FRCR 2B Practice Viva - Cardiothoracic Cases**

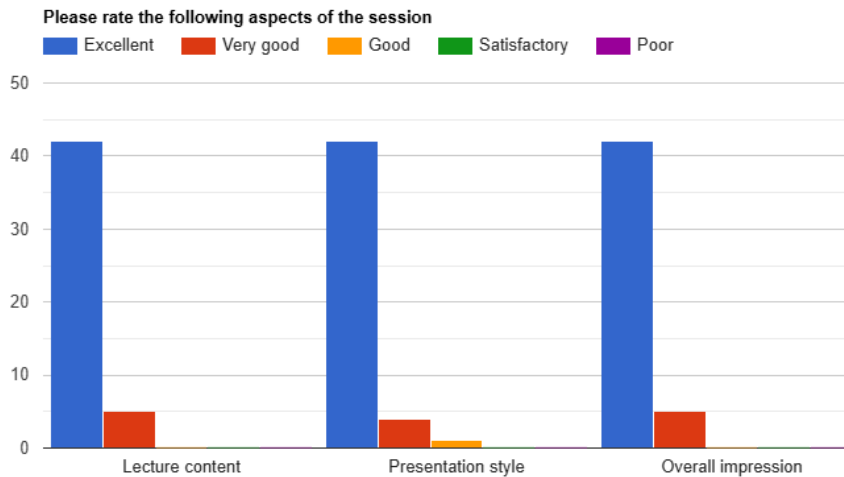
**(10<sup>th</sup> & 11<sup>th</sup> May 2025)**

**Lecturer: Samavia Raza**

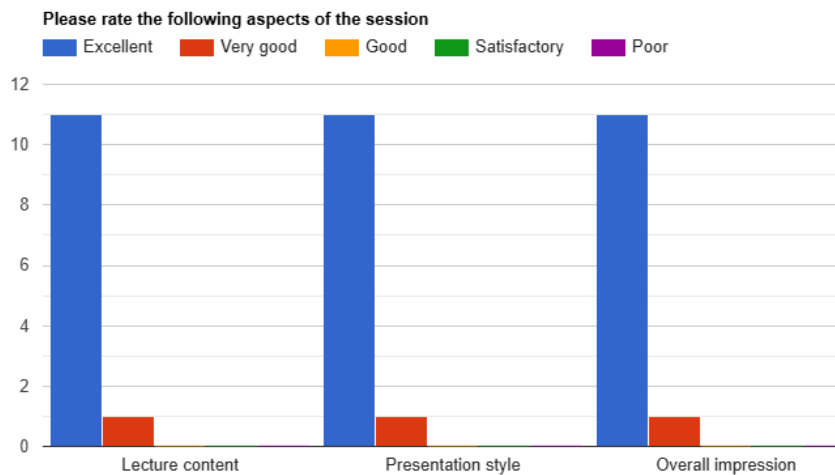
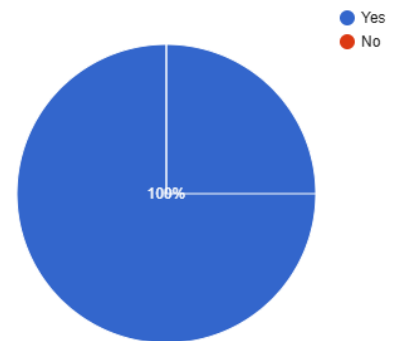
#### **Summary Points:**

- Total Attendees: 384 from 27 Countries (Algeria, Bangladesh, Dominica, Egypt, Ghana, India, Indonesia, Iraq, Ireland, Jordan, Kenya, Libya, Malaysia, Nigeria, Oman, Pakistan, Saudi Arabia, Singapore, South Africa, Sri Lanka, Sudan, Swaziland, Türkiye, UAE, UK, Yemen, Zimbabwe).
- Total duration: 2 hours (each session broadcasted thrice during the week)
- Total feedback received from 137 participants, from three different broadcasts

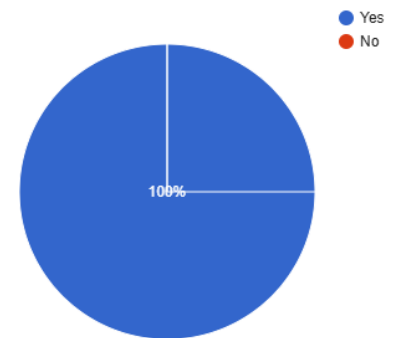




Did you find it useful  
47 responses



Did you find it useful  
12 responses

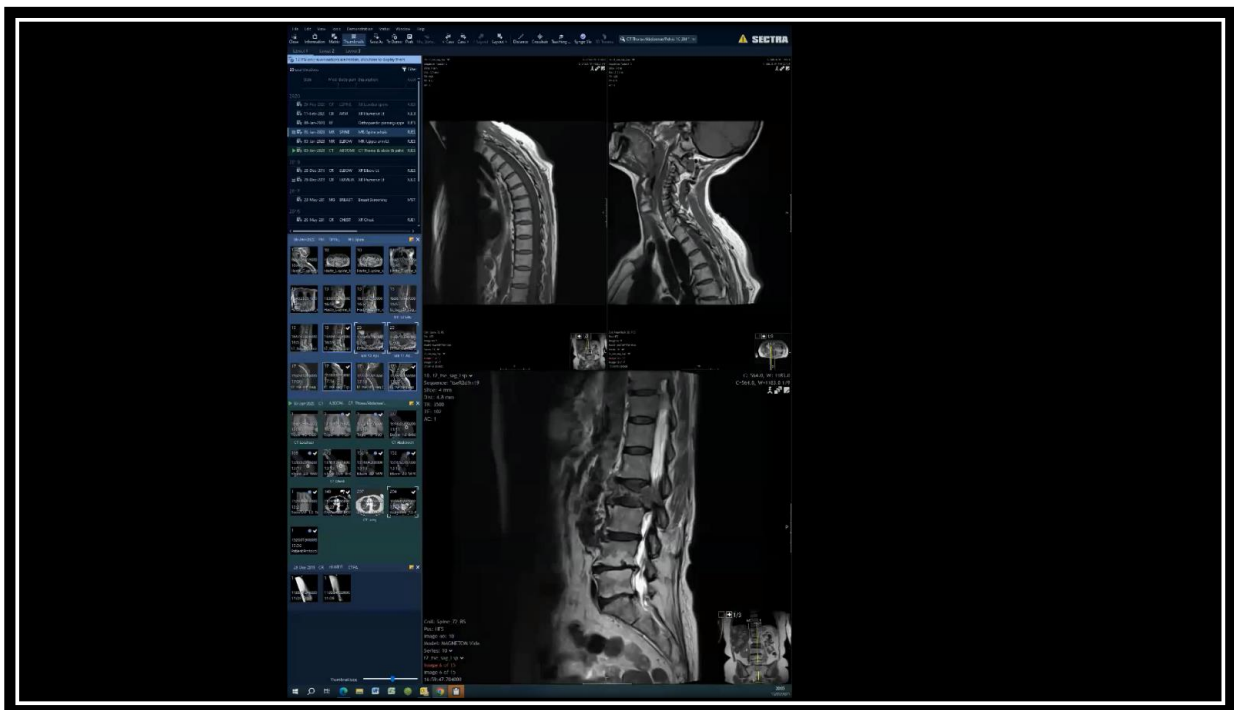


## Testimonials

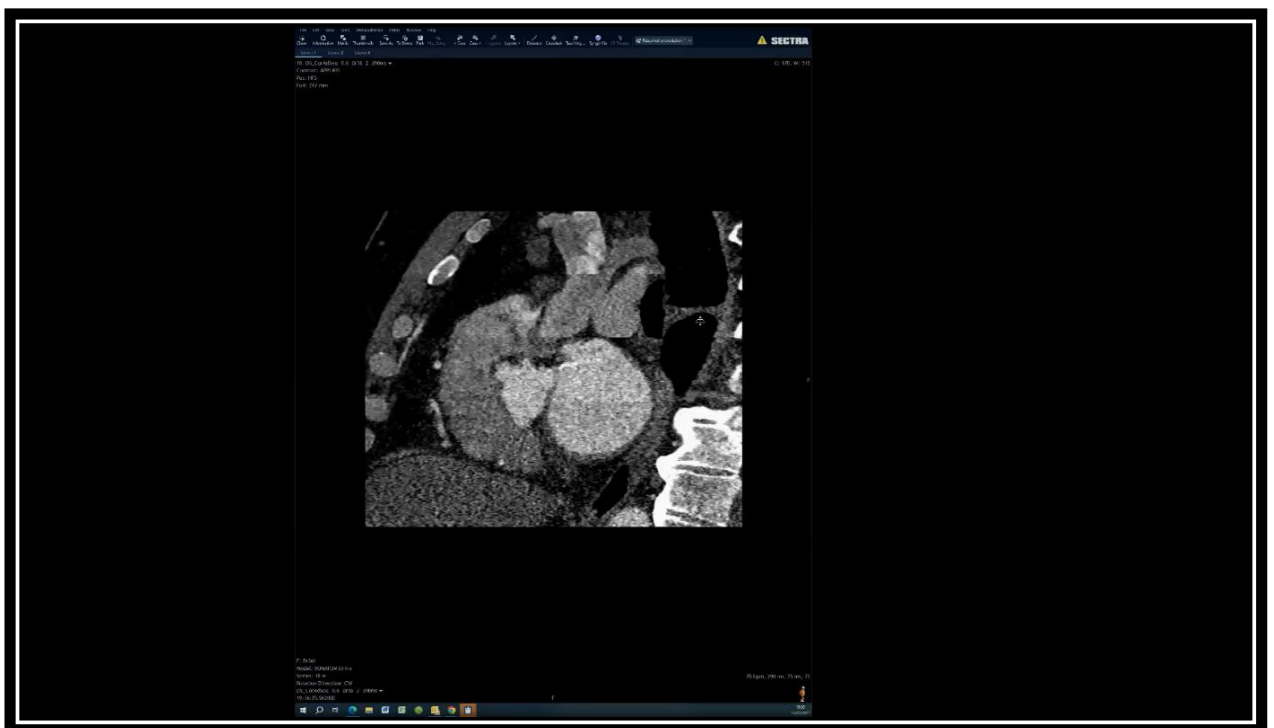
- Yet again a really good session. Exam oriented diverse cases, meticulously taught & explained. Thank you (India).
- The last question answer session was very useful. The teacher was very patient to answer even the basic questions. Cleared many concepts (Pakistan).
- The candidates answering/reading the cases was the best part (Botswana).
- I like how Dr. Raza was correcting terminology in the descriptors. Pattern recognition teaching was also really good (Zimbabwe).
- Feedback and viva tips, including on how to score more marks were very useful (South Africa).
- New cases seen which were only read in books by me! (Pakistan).
- Wonderful viva session and brilliant teacher (Egypt).
- The cases seen here, are very common day to day cases, often took for granted. Very eye opening (Malaysia).
- Excellent lecture with good exam oriented topics (India).
- Excellent presenters (South Africa).

- Great cases, great lecture (Zimbabwe).
- Excellent FRCR VIVA session conducted by Dr. Very useful and helpful for all the FRCR 2B candidates! (Malaysia).
- The variety of thoracic cases and explanations about how to approach were brilliant (Pakistan).
- Every aspect was useful (Sri Lanka).
- Brilliant case based explanation with exam mimicking (Egypt).
- So grateful for this academic opportunity (UK).
- Excellent forum for radiology learning (Pakistan).
- Awesome as usual (UAE).
- Excellent lecture as always (Botswana).
- Very good practice for exams (India).
- Wonderful session (Pakistan).
- Good job. Keep it up, Dr. Khan (Pakistan).
- Excellent cases and explanation (UK).
- Great class (Pakistan).
- The session being interactive with the candidate was the best part (Pakistan).
- Good viva cases with some artifacts in the mix (UK).
- Nice case discussion (India).
- I liked the approach towards cases (Pakistan).
- Excellent style of presentation (Pakistan).
- I liked the feedback style case selection (UK).
- Useful tips and interesting cases (UK).
- Excellent lecture (Pakistan).
- The feedback was amazing (UK).
- Good work, keep it up (Pakistan).
- It's all useful (UAE).
- Excellent cases and teaching (Saudi Arabia).
- Excellent session (Pakistan).
- Very good cases and teaching (Pakistan).
- Good viva cases (UK).
- I am in debt to Mr. Khan and team. May Allah bless you through and through (Pakistan).
- Good teaching style. Friendly Training (Pakistan).
- Excellent cases (India).
- Case description was amazing (Nigeria).
- Viva cases of cardiothoracic were amazing (UK).
- Everything was really good! (Pakistan).
- Good cases and teaching on those cases (Pakistan).
- Perfect, informative (Kenya).
- Excellent lecture (UK).
- Very helpful (Malaysia).
- Very illuminating (Nigeria).
- Very grateful! Thank you so much (Egypt).
- Very useful and informative (UK).
- Very good for the exams and daily reporting (UK).
- It was perfect (UAE).
- Good session (Zimbabwe).

- The feedback was great (UK).
- Maam is so exceptionally good to start with very basics (Pakistan).
- The cases were very good (Ireland).
- Teaching and cases were very useful (Pakistan).
- Content and delivery was great (UK).
- Lecture content was amazing (Nigeria).
- It was perfect (UAE).
- Most of the cases were very interesting (UK).
- All of it was very useful & valuable (Egypt).
- Great cases (India).
- Excellent feedback on case presentations (Nigeria).
- To look at osseous defect beneath every chest lesion was very helpful (Pakistan).
- Valuable information and feedback (Algeria).
- Great cases (Iraq).
- Excellent teaching (UK).
- Amazing exam case discussion (Pakistan).



## FRCR 2B Practice Viva - Cardiothoracic Cases



=====XX=====XX=====